


DIGITAL WORKFLOW FOR HYBRIDS (Digital Records Only)

Description

This protocol can be used for treating maxillary or mandibular single arches when an intraoral scanner is available at the clinical appointment. The following scans will be used for intaglio of the prosthetic, reference for the digital setup, jaw relationship of the patient, and implant positioning.

Required Scans:


1. SCAN MAXILLARY WITH TEMPORARY OR HYBRID TRY-IN



2. SCAN MANDIBULAR OPPOSING ARCH



3. SCAN JAW RELATIONSHIP RECORD (if needed make a bite registration to use during the scan). This scan is not always exported, but is used during the scanning process to align the individual arch scans.



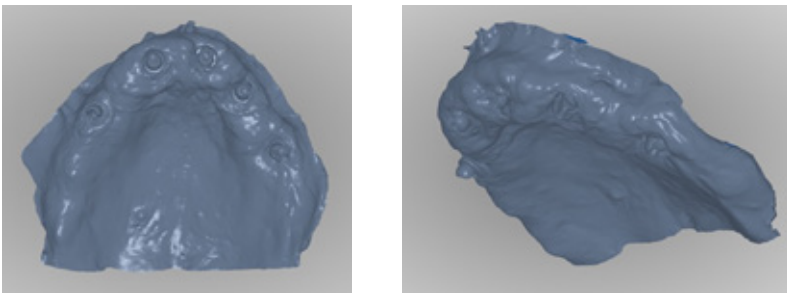
DIGITAL WORKFLOW FOR HYBRIDS (Digital Records Only)

Description

This protocol can be used for treating maxillary or mandibular single arches when an intraoral scanner is available at the clinical appointment. The following scans will be used for intaglio of the prosthetic, reference for the digital setup, jaw relationship of the patient, and implant positioning.

Required Scans:

4. SCAN MAXILLARY ARCH WITHOUT TEMPORARY OR HYBRID TRY-IN



5. SCAN MAXILLARY WITH IO SCAN BODIES (DESS, ELOS, LOCATOR SCAN BODY)

